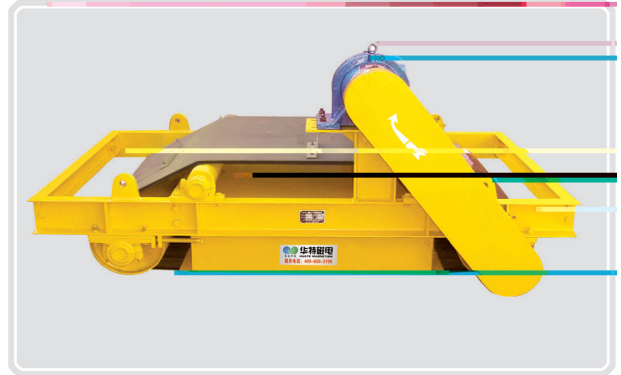
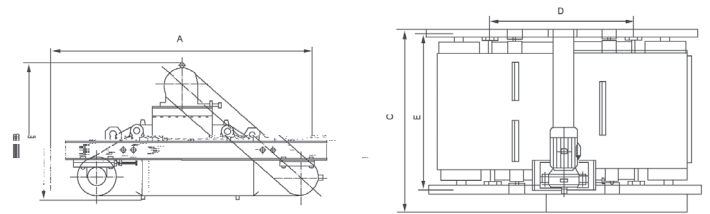


# RCYP

0.1- 50kg



5%



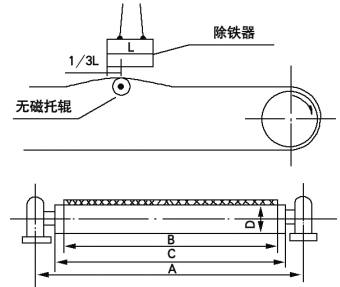
	mm	H mm	mT	mm	kw	m/ s	kg	m m				
								A	B	C	D	E
RCYPII- 5	500	150	60	80	1.5	4.5	780	1550	850	936	950	755
RCYPII- 6	600	175	60	125	1.5		920	1700	895	1020	1000	835
RCYPII- 6.5	650	200	70	150	2.2		1060	1750	895	1075	1050	888
RCYPII- 8	800	250	70	200	2.2		1320	1940	935	1280	1200	1088
RCYPII- 10	1000	300	70	250	3.0		2080	2170	1050	1530	1400	1315
RCYPII- 12	1200	350	70	300	4.0		2950	2450	1140	1740	1500	1510
RCYPII- 14	1400	400	70	350	4.0		3821	2680	1140	1920	1600	1780
RCYPII- 16	1600	450	72	400	5.5		5200	2850	1215	2140	1750	1860
RCYPII- 18	1800	500	72	450	7.5		8150	3380	1290	2420	2010	2120

: T1 T2 T3 90mT 120mT 150mT ( )

# WCG

WCG

50- 150mm



	mm B	kg	mm		
			A	C	D
	750	600	89		
	900	750			
	1100	950			
	1300	1150	108		
	1550	1400			
	1750	1600			
	2000	1800	133		
	2250	2000			

( )